

LEARNING ENGLISH WHENEVER I CAN

JOSÉ ELIAS SABÁ ALLENDE

LIMA





★ I ★
WANT YOU
TO STUDY
ENGLISH!
INTERNATIONAL
OPPORTUNITIES
★ U.S.



LEARN...
ENGLISHHHH



ENGLISH
INSTITUTE
ADDRESS COST CLASSES

COST CLASSES
INTENSIVE
WEEKEND



THE NEXT DAY...



NOW I
ONLY SPEAK
ENGLISH. YOU
MUST SPEAK
ENGLISH WITH
ME, ALWAYS.



YOU DON'T
UNDERSTAND.

WELL, I'LL
PRACTICE
ENGLISH
WITH YOU.



THERE ARE MANY WAYS TO
LEARN ENGLISH. YOU CAN CHOOSE
ONE OF THESE:

- BY WRITING
- BY READING
- BY SPEAKING

OK

FIRST,
I WILL
CHOOSE
WRITING.

FIRST WEEK



OK. I WILL DO IT.

BY READING YOU WILL FIND NEW WORDS THAT YOU MIGHT NOT UNDERSTAND. FOR THAT REASON, HERE YOU HAVE A NOTEBOOK TO WRITE THE NEW WORDS DOWN.



ALSO, REMEMBER THE BBC NEWS AND THE NEW YORK TIMES ARE GOOD TOOLS TO READ ENGLISH.

YOU CAN FIND THEM BY SURFING ON THE NET.

WELL, THAT IS EVERYTHING.

IF I SPOKE ENGLISH PERFECTLY, I WOULD SLEEP WELL.

HE IS TALKING WITHOUT THE DICTIONARY. THAT IS VERY GOOD!


SECOND WEEK

WHEN WRITING, YOU USE NEW WORDS.




HERE, HERE IS A SHEET AND PENCIL.

OK. WHAT DO I HAVE TO DO?




YOU HAVE TO WRITE DOWN WHAT YOU UNDERSTOOD ABOUT THE LAST BOOK YOU READ. THAT IS A BOOK REVIEW.

OK.



THIS IS GOOD. HE IS IMPROVING HIS WRITING SKILLS. I WOULD... NO, NOT YET.

THIRD WEEK.



THE MAIN SQUARE IS A GOOD PLACE TO SPEAK ENGLISH BECAUSE THERE ARE MANY TOURISTS FROM THE US AND THE UK.

ARE YOU SURE?



OK. THIS IS GOOD, YOU'RE NOT USING THE DICTIONARY. YOU'RE READY. LET'S DO IT.

WAIT! WAIT! I'M NOT READY YET. I NEED MORE TIME.



HI SIR, WHAT'S YOUR NAME? CAN I TALK WITH YOU?

HI. I'M TUST

YES WE CAN TALK.



TWO HOURS LATER. BYE.

SEE YOU, TUST.

BYE.



IT WAS VERY FUNNY AND INTERESTING.


I TOLD YOU. YOU KNOW HOW TO SPEAK ENGLISH.



AT HOME...

IT COULD BE SO...

NOW I KNOW ENGLISH. CAN I GO TO THE US WITH YOU? PLEASE.



IS ONE FOR ME?

OF COURSE.



I WANNA GO TO THE US TO MAKE MY DREAMS COME TRUE.



The End

UNDERSTANDING THE STORY

TAKE TURNS WITH A PARTNER, TELLING THE STORY LINE BY LINE (8 LINES).

NOW YOU TALK

1. DESCRIBE THE COUSIN'S METHOD OF TEACHING ENGLISH. WHICH TECHNIQUE DO YOU THINK IS MOST HELPFUL?
2. WHAT ARE SOME OF THE TOOLS YOU USE TO LEARN ENGLISH?
3. DISCUSS HOW YOU CAN USE AUTHENTIC (REAL LIFE) MATERIALS FROM VOA OR THE NEW YORK TIMES (NYT) TO PRACTICE AND LEARN ENGLISH.

VOCABULARY AND GRAMMAR

CREATE A QUESTION USING EACH OF THESE VOCABULARY ITEMS. FOR EXAMPLE: COURSE. HOW MUCH DOES THIS COURSE COST?

1. CITIZEN
2. BE A WORLD CITIZEN
3. SEARCH
4. INSTITUTE
5. BOOK REVIEW
6. TOOLS

NOW YOU CREATE

1. DRAW A COMIC STRIP OF WHAT YOU THINK IS THE MOST EFFECTIVE WAY TO LEARN ENGLISH.
2. SEARCH VOA, THE NYT, OR OTHER ONLINE SOURCES AND CREATE A SHORT ENGLISH LESSON.



BREAK INTO PAIRS OR SMALL GROUPS. PICK ROLES. PLAN BY THINKING ABOUT WHAT WORDS AND EXPRESSIONS YOU WILL NEED. ASK THE TEACHER OR A CLASSMATE FOR HELP. WHEN READY, DECIDE WHO SPEAKS FIRST.

1. BOY, COUSIN: PLANNING TO LEARN ENGLISH.
2. BOY, COUSIN: 1ST WEEK: STUDYING TOGETHER.
3. BOY, COUSIN, 2ND WEEK: USING AN ONLINE PROGRAM TO STUDY.
4. BOY, COUSIN, 3RD WEEK: TALKING IN ENGLISH.
5. BOY, BEARDED MAN: GIVING DIRECTIONS TO A TOURIST.
6. TWO STUDENTS: ONE ADVISING THE OTHER ABOUT BEING UNAFRAID TO SPEAK ENGLISH.