


Student A



Match the pictures of the objects used for solving problems with their correct names and definitions. Then fill in the blanks to complete the names of the problems in the house below. Now work with a partner. Take turns asking how you can help each other solve the problems in your houses. When your partner asks you if they can help, choose a problem from below and ask them if they have something that can solve it. When your partner tells you their problem, look at the objects you have and answer yes or no.

V Learning English



vacuum cleaner
for dirty floors



mop
for spilled drinks



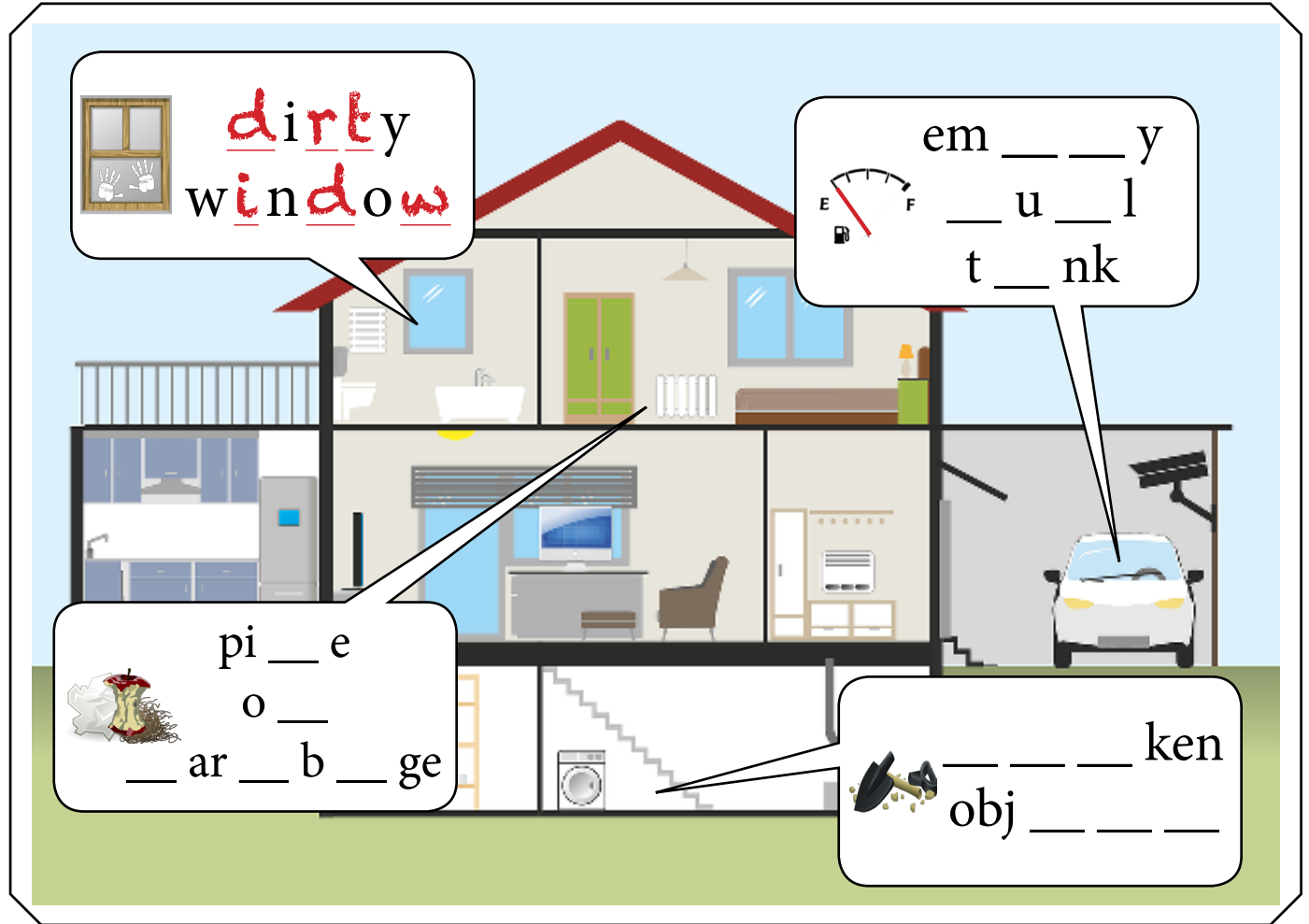
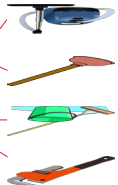
wrench
for leaky faucets



plunger
for clogged toilets

Answers for above


- plunger
- wrench
- mop
- vacuum cleaner



dirty window; empty fuel tank; broken object; pile of garbage



Match the pictures of the objects used for solving problems with their correct names and definitions. Then fill in the blanks to complete the names of the problems in the house below. Now work with a partner. Take turns asking how you can help each other solve the problems in your houses. When your partner asks you if they can help, choose a problem from below and ask them if they have something that can solve it. When your partner tells you their problem, look at the objects you have and answer yes or no.



glue
for broken
objects



glass cleaner
for dirty
windows

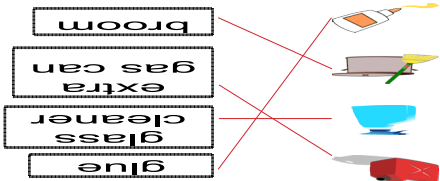


extra gas can
for empty fuel
tanks





broom
for piles of
garbage


Answers for above

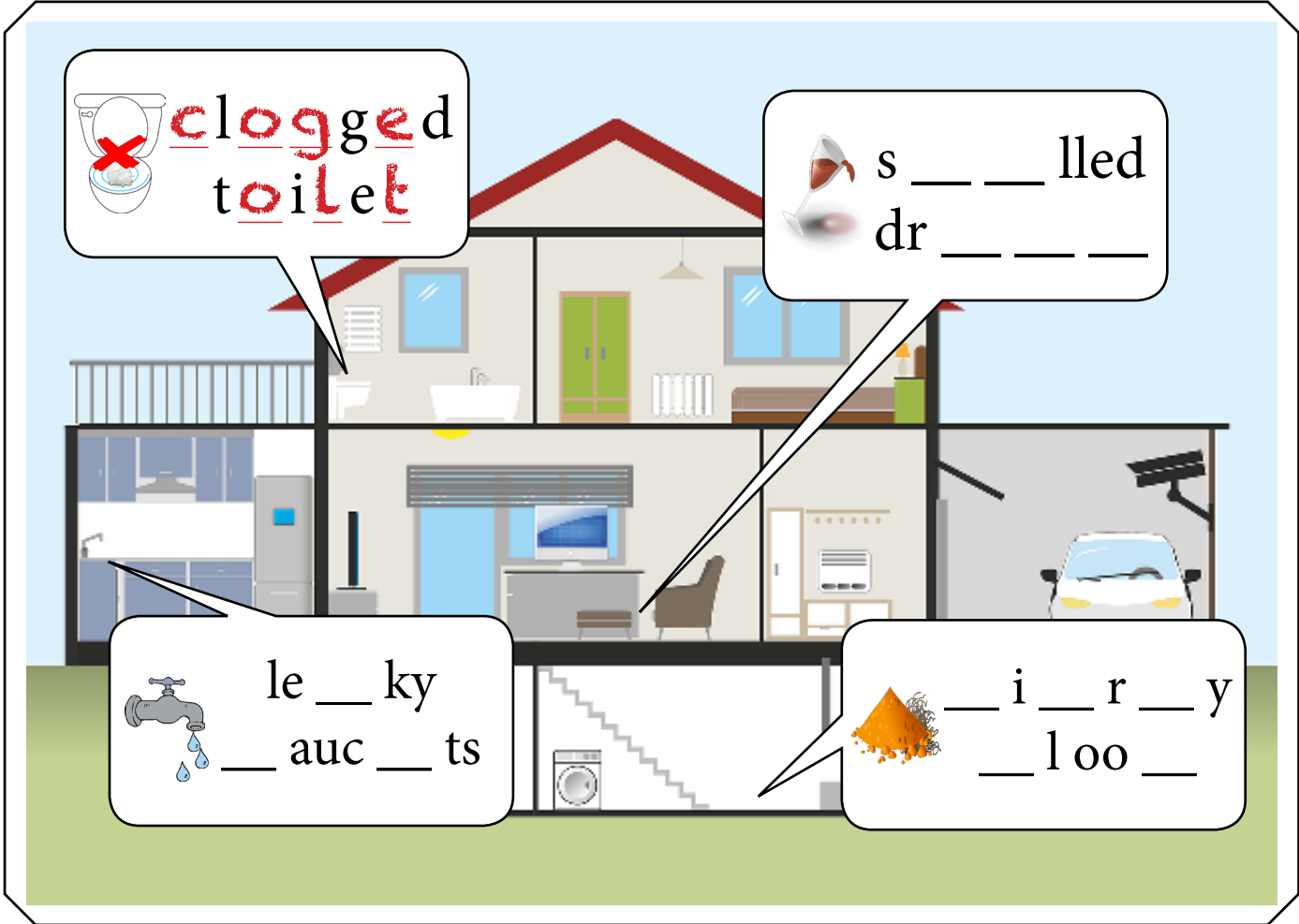


 **clogged
toilet**

 s _ _ _ lled
dr _ _ _ _

 le _ _ ky
_ auc _ _ ts

 _ i _ _ r _ _ y
_ l oo _



clogged toilet; spilled drink; dirty floor; leaky faucet